

Edgebanders

CNC machining centers

Vertical panel saws

Pressure beam saws

Material handling



EDGEBANDING



LUMINA 1380

Invisible Joints on All Edges





With Clear Edging for the Future.

LUMINA 1380

Uncompromising Edge- banding with Invisible Joints

Designed for highest requirements in terms of quality and flexibility various compact models are available for complete processing of state-of-the-art edging and panel material. Program selection allows the machine to be set up without even opening the hood, so that it is ready for production immediately.

- The LUMINA 1380 is equipped with the Glu Jet system as standard equipment to ensure invisible joints.
- Fully automatic machining unit set-up at the touch of a button using NC servo-axes.
- Ergonomic operation with rotating and pivoting 21.5" touchscreen control. Comprehensive program memory with complete storage of all operating data as well as service messages in clear text.
- Maximum precision and processing reliability for many years with torsionally stiff, welding machine columns.



Multiple Tool Version

The multi-stage tools and revolving tool magazine allow the LUMINA to offer up to four different profile variants plus 8 mm flush cutter.



iTronic

Your intelligent edging assistant for quick, error-free adjustment of your edgebander.



fa.s.t

fa.s.t (set-up in the gap) enables you to run different machining processes at the same time on the edgebander. This process is extremely efficient in combination with the high speed NC servo-axes.



IntelliSet

Finally, to simplify operation, the equipment can be adjusted using intelligent, interactive graphics. This makes sample workpieces a thing of the past.



Glu Jet and LTRONIC – Two Ways to Obtain Perfect Invisible Joints

GLU JET

■ Invisible joints on all edges

The Glu Jet thin film technology means the glue penetrates deep into the panel structure. You get a high-strength joint and an invisible look at the same time.

■ A clean machine

The sealed system prevents the glue from burning, ensuring that it maintains its original color and does not emit any annoying adhesive vapors. Complicated, labor-intensive cleaning work on the adhesive basin and glue rollers is eliminated.

■ Just-In-Time heat-up

From zero to operating temperature in only 3 minutes and back to zero just as quickly.

■ 100% adhesive force at all times

Melting the glue as needed, ensures that the glue always maintains its full adhesive force without losses resulting from repeated heat-up.

LTRONIC

Perfect invisible joints with laser edging

With LTRONIC you can process state-of-the-art laser edging silently, without heat-up time and without cleaning work for results with a perfect appearance.

- On the LUMINA users can change the equipment as required at the touch of a button using the high precision HSK interface from our CNC technology. The LUMINA has an automatic unit recognition feature and is ready for use immediately after changing over.

UNITS FOR 100 PERCENT REPETITION ACCURACY!

All units must satisfy maximum requirements right down to the last detail to obtain the same, precision results repeatedly at high processing rates. The shaping cutter unit is an example of what is important.

Probes

All probes are specially coated and optimized for high gloss processing.

Blast nozzles

Blast nozzles to blow off chips in the sensing areas.

Fully digital NC servo technology

With positioning accuracy of 5/1000 mm.

High precision linear guides

For precise adjustment of all devices.

High tech diamond cutter

With optimum chip removal.

Solid floor-mounted units

Clearance-free mechanisms

Intelligent pneumatic control





GLU JET

Waterproof, Invisible Joints with Thin Film Technology

Industrial technology for small workshops – with the HOLZ-HER Glu Jet-system, you can always process PUR glue as standard, just as simply as EVA glue. Persuasive arguments for you and your customers.

- No additional glue basin.
- No expensive nitrogen tanks.
- High strength joints for extremely long service life.
- Resistant to heat and water, providing quality advantages in all areas of cabinetmaking.

LTRONIC

Perfectly Invisible Joints with Laser Edging

Co-extruded and subsequently coated “laser edging” can be processed with LTRONIC. The NIR module in our LTRONIC unit can transfer heat energy quickly and precisely to the specific point required making it ideal for activation of function layers on laser edging.

- Visually perfect results – tone in tone with invisible joints.
- No heat-up time.
- Noiseless processing.
- No cleaning work.
- Pioneer in terms of energy efficiency.
- Completely clean postprocessing.



With HOLZ-HER Quality Warranty!

To facilitate your decision in favor of Glu Jet, we are pleased to offer a three year warranty on the complete Glu Jet system.



Intelligent energy management
for HOLZ-HER edgebanders.
Eligible for government subsidies!

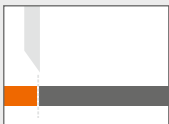
Up to 12 kg of melting power with PUR

With the Glu Jet XL, users can process 2 kg PUR glue cartridges, which are significantly more economical to purchase. This investment is clearly worthwhile for companies using over approx. 400 kg of PUR glue per year.

ITRONIC

The Automatic Edgebander Control that Adapts to Your Specific Requirements

The new Glu Jet-iTronic solution includes an entire package of automated intelligence for highly varying applications on your edgebander. This reduces adjustment errors and reject quotas to a minimum.




Adaptive trimming blade

Whether thin edge or thick veneer edge – always the right power.



Flushing routine

Perfect cleaning at the touch of a button.




Glue quantity control

MDF or chipboard – the glue is always applied perfectly.



Glue quantity monitor

Keeps you informed of how much more you can do.



Pressure unit

Solid wood or thin edge – pressure combination to match all materials.

EDGE CONTROL TOUCH

The HOLZ-HER Control Provides Extremely High Performance and is Exemplary for its Simple Operation



Edging Database

A highlight is the edging library completely integrated into the control. All of the very latest co-extruded and subsequently coated types of laser edging are already stored here as a factory-provided item and can be simply selected by the user on the standard touchscreen.

Each laser edging requires a specific quantity of energy, depending on factors such as edge thickness and color. After the selection is made, LTRONIC automatically adjusts sets the correct energy requirement. If your edging is not listed in the library, the edging computer takes over calculation of the energy required for you.



ViaCockpit machine monitoring

Ready for the future with digitization of production sequences and transparent data flow.



LUMINA

	1380
Control	21.5" Touchscreen
Bridge	Motor-driven roller bridge
Edge feeder	LTRONIC / SYNCHRO
Premilling	60 mm
Glue application	Glu Jet automatic as change-over unit
	LTready (ready for LTRONIC)
	LTRONIC with NIR as change-over unit
	LTRONIC with NIRplus as change-over unit
Pressure unit	3 motor-driven rollers
End trimming	Dual-motor
Cutting	Multifunction MOT 6
Corner rounding	Two-motor, 60 mm, MOT 4
Radius scraper	MOT 4, incl. high gloss package
Flat scraper	Flat scraper (application controlled)
	Pre- and post-sensing
Buffing	Buffing unit
Handling	Air cushion table
Spraying devices	Parting, cleaning and lubricating agent

	Standard		Optional		x	Not possible		Free space
---	----------	---	----------	---	---	--------------	---	------------



● **Air cushion table**
Easily handling even for heavy panels.



HOLZ-HER GmbH

Großer Forst 4 | 72622 Nürtingen
sales@holzher.com | www.holzher.com



The technical data specified are intended for reference only. HOLZ-HER machines are subject to constant development and are therefore subject to change without prior notice. Illustrations not binding. Some of the machines shown also contain special equipment not included as a standard feature. For clarity, some of the machines are shown without protective hood. | Picture credits: © istock | lisegagne
EN – HOLZ-HER 1061_45 – Printed in Germany/Imprimé en Allemagne | Printed on: 10.11.2021 – First edition: 08.10.2021